


Protect our students!

recognize | stop | resolve
stalking, dating violence,
and sexual assault in our
middle and high schools

**a visual guide for staff,
parents, and students**



Unless someone like you cares
a whole awful lot, nothing is
going to get better. It's not.

— **Dr. Seuss, The Lorax**

All people—young people most of all—should live a life free of fear and abuse.

It's our job to pay attention and make sure we are doing everything in our power to ensure our students' safety.



The many forms of abuse...

Abuse is difficult to talk about and is often hidden from view. Solving the problem begins with becoming aware of it.

Here are some broad categories of different types of abuse and some behaviors associated with each.

Helping people feel safe enough to share

People only rarely witness abuse firsthand. Showing empathy and being trustworthy will help people come to you with questions or concerns about abusive behavior.





sexual assault

- any sexual contact without consent or through coercion, force, duress, drugs or alcohol
- unwelcome sexual attention
- unwelcome verbal or physical conduct of a sexual nature



technology harassment

- threatening, harassing, monitoring, controlling, harming through the use of technology
- non-consensual access to email, social networking, texts, cell phone logs
- pressuring for or disseminating embarrassing pictures, videos, other personal info



stalking


- unwanted repeated phone calls, texts, emails, vandalism
- monitoring a person's habits or location



dating violence

- physical intimidation
- excessive insults and teasing
- jealous or possessive behavior
- following or checking up on dating partner
- threats of self-harm in reaction to break-up

Believe, support, and validate



statements of support and validation

“Are you okay? Do you need medical attention?”

“I’m so glad you came to talk to me.”

“I know this must be uncomfortable.”

“Please take your time.”

“If you want to talk about this again, you can talk to me.”

Use the messages and ideas on these pages to communicate with a student victim or with another reporting party (such as a family member or friend).

suggestions for offering support

- Talk to the student victim in a safe setting, away from other students.
- Support by active listening.
- Recognize that the student victim may be fearful and vulnerable.
- **Believe them.** It takes a lot of courage and strength to tell an adult. It can be devastating to hear that someone doesn't believe you.
- Tell them it's not their fault. Many victims blame themselves. It is crucial to tell them it isn't their fault and remind them the offender is ultimately responsible for his or her own actions and behavior.
- Ask them what they think will make them feel safer and if they feel comfortable telling friends or family what is going on.
- Respect their privacy. Only tell the people who need to know about the situation.
- Be kind. Convey warmth and understanding.
- Be supportive without giving advice.
- Offer an open door to talk again in the future.
- Contact the appropriate person outlined in the Ferndale School District DV-SA-Stalking Response Protocol.
- Avoid downplaying the situation.
- Avoid lecturing the student about poor judgment or choices.

Many victims blame themselves. It is crucial to tell them it isn't their fault and remind them the offender is ultimately responsible for his or her own actions and behavior.

Partnerships for keeping students safe from abuse



Students


Students help create a safe, accepting environment and can help teachers and other school district staff by reporting abusive behavior.

See pages 10 and 11 to learn more.

School Staff

Staff can help create a safe learning environment that is free of abuse. Students can trust school district staff with questions or concerns they have about abusive situations they encounter.

See pages 12 and 13 to learn more.



School Response Team

If abusive situations arise, the School Response Team ensures the safety of the victims and informs law enforcement organizations, Child Protective Services (CPS), and Domestic Violence & Sexual Assault Services (DVSAS) of the details of the incident.

See pages 14 and 15 and 22 and 23 to learn more.

Domestic Violence & Sexual Assault Services

DVSAS provides free, confidential services to the victim and connects her or him with people and organizations who can help. Finally, they follow up with the victim and other partner organizations to ensure that the victim is safe.

See pages 16 and 17 to learn more.

Child Protective Services

CPS informs law enforcement of case details, interviews the victim, brings the incident to court, and provides services to the victim and the victim's family.

See pages 18 and 19 to learn more.

Law Enforcement

Police will conduct an initial investigation of any incidents potentially involving abuse, and share with CPS and other organizations as needed. If appropriate, they will also make arrests and forward the case to prosecutors.

See pages 20 and 21 to learn more.

Student Response for Student Victim



Students ...

Students are often the first to learn about abusive situations and can play an instrumental role in helping others keep the victim safe.

... who see or hear about abusive behavior ...

See pages 4 and 5 to learn more.


... should help create safety ...

- Call 911.
- Tell a school student, staff member, parent, or other trusted adult.
- Ask friends for ideas and assistance.



... and then talk to an adult they trust ...

Reach out to teachers or other school district staff with questions or concerns about abusive behavior you see or hear about.



... and then support the student victim.

Believe, support, and validate the student victim. Tell her or him with whom you are going to share any information. Be sure not to spread gossip about the abuse.

See pages [6](#) and [7](#) to learn more.

School Staff Response for Student Victim



School staff ...

- support staff
- nurse
- teacher
- counselor
- coaches
- food service
- paraeducator
- principal/assistant principal
- office staff
- custodians
- bus drivers

... who see or hear about abusive behavior ...

See pages 4 and 5 to learn more.

... first support the victim(s) ...

Believe, support, and validate the student victim. Tell him or her with whom you are going to share the information.

See pages 6 and 7 to learn more.



... then report it to CPS or law enforcement ...

If the behavior meets the standards of a mandated report (see School Policy #3410 and RCW 26.44.030) then school staff **must** file a report. If possible, include the student victim in the reporting process.



... and then inform the School Response Team ...

The School Response Team will address the abuse using school resources.




... and continue to support the student victim if appropriate.

If the school staff is comfortable and the student victim wishes, continue to provide support to the student victim.

****if required***

School Response Team for Student Victim



When the School Response Team ...

- principals
- assistant principals
- counselors

... sees or hears about abusive behavior ...

See pages 4 and 5 to learn more.

... they *first* reach out to the victim(s) ...

- Ensure that the student victim's immediate safety and support needs are met.
- Believe, support, and validate the student.
- Tell her or him with whom you are going to share the information.

See pages 6 and 7 to learn more.

... before reporting to CPS or law enforcement*...

If the behavior meets the standards of a mandated report (see School Policy #3410 and RCW 26.44.030), then the School Response Team **must** file a report. If possible, include the student in the reporting process.

***if required**



... and then connecting the student with DVSAS...


Tell the student victim that the School Response Team is going to call a DVSAS advocacy counselor to come to the school to meet with her or him. Also give the student victim the contact information for DVSAS.

The DVSAS advocacy counselor can be contacted on their 24-hour helpline at 360.715.1563 or studentsupport@dvsas.org (during business hours) or online at www.dvsas.org.



... and finally ensuring the victim's safety and comfort.

Work with the student victim to set up accommodations so she or he feels safe and comfortable at school.



... at school.





... at home.



... and everywhere else.

DVSAS Response for Student Victim



When Domestic Violence & Sexual Assault Services (DVSAS) ...



DVSAS advocacy counselors meet with the student victim to provide her or him with support, education, and healing.

... learns of a situation involving abuse ...

See pages 4 and 5 to learn more.

... they support the victim by providing free and confidential services ...

- safety planning
- one-on-one advocacy counseling
- support groups
- legal advocacy
- school advocacy
- safe housing



... and connecting her or him with other people who can help...

- Lummi Victims of Crime
- Northwest Youth Services
- Catholic Community Services
- Brigid Collins Family Support Center
- Others as needed

... then reporting to CPS or law enforcement*...




If the behavior meets the standards of a mandated report (see RCW 26.44.030), then DVSAS **must** file a report. If possible, include the student victim in the reporting process.

...and finally continuing to follow up with the student and partner organizations.

- Follow up with School Response Team members and/or other referrals as needed to coordinate support and safety needs of the student victim.
- Follow up with CPS or Law Enforcement if a report was made in order to coordinate services for and provide support to the student victim.
- Continue to connect with and provide support to the student victim.

****if required***

Child Protective Services Response for Student Victim



When Child Protective Services (CPS) ...

CPS is responsible for responding to child abuse or neglect—the injury, sexual abuse, negligent treatment or maltreatment of a child by a person who is legally responsible for the child's welfare.

... learns of a situation possibly involving abuse ...

See pages 4 and 5 to learn more.
See RCW 26.44 for more information.

... it first determines if the case should be handled by their organization ...

NO (screen out)

There's not enough information to make a judgment or the incident does not fit the legal definition of child abuse or neglect.


YES (screen in)

The incident meets the legal definition of child abuse or neglect.



... and informing law enforcement of the case details ...


CPS shares relevant information with the appropriate law enforcement agency.



... and interviewing the victim to confirm details.

Student victims can have a support person with them for the interview, including a DVSAS advocacy counselor and/or a School Response Team member (counselors, assistant principals, principals).

resolving the case



provide services to the family and student victim

- classes
- counseling
- support with basic needs
- service coordination
- assessments

case closed

no child abuse or neglect found

court

only 7% of cases go to court

Law Enforcement Response for Victim



When Law Enforcement ...

Not all abusive behaviors are crimes; however, they are all against school policy. Additionally, not all crimes are reported to law enforcement.

National statistics show that less than 10% of dating violence, sexual assault, and/or stalking incidents are reported to the police.

... learns of a crime involving abuse ...

See pages 4 and 5 to learn more.

... they conduct an initial investigation ...

- interview and ensure immediate safety of the student victim
- secure evidence
- interview witnesses



... and share information with CPS as needed ...

CPS informs law enforcement of case details, interviews the victim, brings the incident to court, and provides services to the victim and the victim's family.



... and then conduct an in-depth investigation.

- Conduct follow-up interviews with victim and witnesses.*
- Conduct safety planning with victim regarding school, home, and community.
- Connect victim with school resource officer if not already connected.
- Interview suspect.
- Share information as able with school (e.g. information related to victim safety and court orders).

resolving the case

legal action

- arrest made if probable cause exists that a crime has been committed
- case passed to prosecutor for charging decision**


case closed

- determination that not enough information for arrest and/or prosecution (often occurs with consultation with prosecutor)

** Victims have the right to have a support person with them during interviews with law enforcement, including an advocacy counselor from DVSA and/or a member of the School Response Team.*

*** Not all cases referred to the prosecutor will be prosecuted. The prosecutor makes final determination about the facts and evidence of the case and whether or not to press charges.*

School Response Team to Student Offender



When the School Response Team ...

- counselors
- assistant principals
- principals

... learns of a situation involving abuse ...

See pages 4 and 5 to learn more.

... they report it to CPS or law enforcement*...


If the behavior meets the standards of a mandated report (see School Policy #3410 and RCW 26.44.030) then the School Response Team **must** file a report. If possible, include the student offender in the reporting process.

***if required**



... before completing an assessment of the incident ...

- Follow any legal or court orders.
- Conduct an in-school investigation.
- Talk to the student offender about behavior and consequences.
- Implement restrictions for the student offender to ensure victim safety.
- Ensure staff (e.g. office staff, teachers, bus drivers) have information related to legal or school restrictions on a need-to-know basis.



... and then help the offender learn to modify her or his behavior.

Refer the student offender to school counselors for counseling, education, and referrals to local therapists.

if you need help

If an adult or child is in an emergency situation, always call 911.

Domestic Violence & Sexual Assault Services (DVSAS)

DVSAS provides free, confidential advocacy and support services to student victims of domestic violence, dating violence, sexual assault, and stalking.

24-hour helpline: 360.715.1563
www.dvsas.org | email (answered during business hours): studentsupport@dvsas.org

DVSAS will generally be able to meet with students on-site at the school within two school days of receiving a request for services.

DSHS Child Abuse and Neglect Hotline

This hotline is answered 24 hours per day, 7 days per week to take reports of suspected abuse or neglect of a child.

1.866.ENDHARM (1.866.363.4276)
www.dshs.wa.gov/endharm.shtml

Ferndale Police Department

If you need an officer, dial 911 for both routine and emergency situations.

360.384.3390 | www.ferndalepd.org

Ferndale School District

To report an incident of dating violence, sexual assault, or stalking with a student victim:

Safe Schools Alert

360.383.5353 (text or phone)
ferndale-
wa.safeschoolsalert.com email:
1150@alert1.us

School Response Team

Report to the principal, assistant principal, and/or counselors at the student's school.

Title IX Coordinator

Paul Douglas
360.383.9673 | email: paul.douglas@ferndalesd.org

Lummi Victims of Crime

Lummi Victims of Crime provides culturally-specific and relevant advocacy, support, and education for Native American student victims of dating violence, sexual assault, and stalking.

24-hour helpline: 360.312.2015
www.lummi-nsn.org/website/dept_pages/law_order/victimscime.shtml

Northwest Youth Services (NWYS)

Northwest Youth Services provides outreach, case management, vocational support, and housing for young people ages 13-25 years old.

office: 360.734.9862 | the PAD
24-hour hotline: 360.393.0116
Street Outreach hotline:
360.389.0246 | www.nwys.org



**If an adult or
child is in an
emergency
situation,
always call 911.**



BWCCADV

Bellingham - Whatcom County
Commission Against Domestic Violence

 **FERNDALE**
SCHOOL DISTRICT

This project was supported by Grant No. 2011-GWAX-K003 awarded by the Office on Violence Against Women, U.S. Department of Justice. The opinions, findings, conclusions, and recommendations expressed in this publication are those of the author(s) and do not necessarily reflect the views of the Department of Justice, Office on Violence Against Women.

booklet concept and design: Shew Design | illustration: Johnny Mac Studios