

How to use “Edgenuity”


Goals (You will be able to):

- ✓ Successfully locate, save to Bookmark Toolbar, and login to Edgenuity from any device
- ✓ Identify where your classes are and how to begin
- ✓ Explain where to get help if need it (bottom of this page)

Purpose (Why):

Edgenuity is Ferndale School District's 2020-2021 virtual learning curriculum. Each core class will be virtually teaching students the appropriate grade level standards using Edgenuity resources while supporting students through best practices. Understanding how to access and use this curriculum is vital for student's learning and success.

Step One (how to locate):

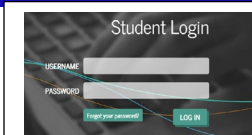
- Open up **Chrome** 
- A **link to Edgenuity** is available in your classrooms' **Canvas** pages (counts for attendance this way!).
- **Home device:** Type the following address into your browser <https://auth.edgenuity.com/Login/Login/Student>
- **School Device:** click the **Ferndale Schools** Folder on **Bookmark Bar**, click Edgenuity

Step Two (how to save to Bookmark Toolbar if using Home Device):

- On the right hand side of the address bar you will see a star, click the star so that it is filled in
- Make sure the name is Edgenuity and if you have folders, choose an appropriate folder, click done

Step Three (how to login):

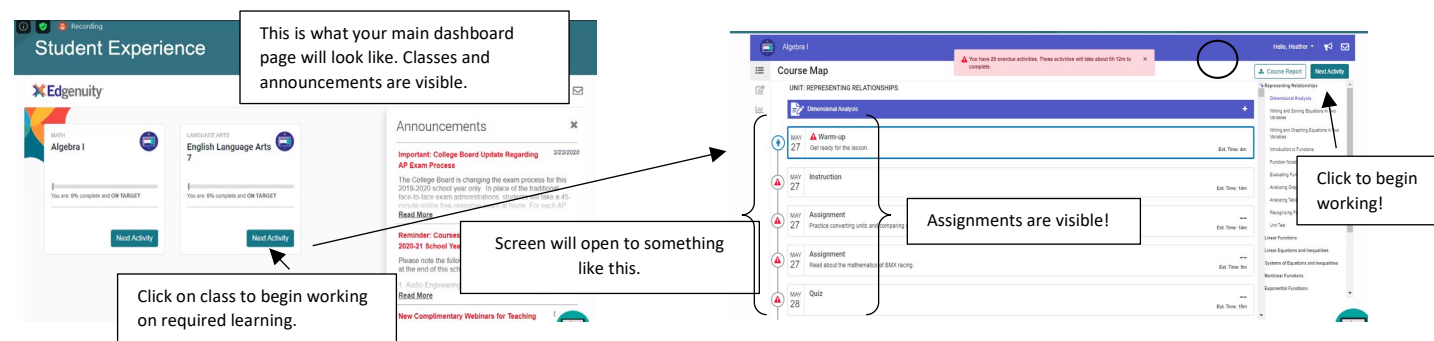
- Enter your Username: **first-last name** (same as logging into your school device)
- Enter your Password: **same as logging into your school device**
- Click login



Step Four (acknowledging and navigating dashboard):

- Please **watch** the **student orientation videos** provided once you have logged in
- To re-watch the orientation videos, search the help center or reach out to a teacher to re-assign

Step Five: (beginning a class and accessing lessons):



This is what your main dashboard page will look like. Classes and announcements are visible.

Click on class to begin working on required learning.

Screen will open to something like this.

Assignments are visible!

Click to begin working!

Online Resources:

- Introduction and information video: <https://www.edgenuity.com/video-library/?vid=5978276525001>
- Video on instructions above: <https://www.youtube.com/watch?v=8rKhJfyt8BM&feature=youtu.be>
- Help Center: <https://help.edgenuitycourseware.com/hc/en-us/articles/360050583773-Edgenuity-Student-Experience-Educator-Resources#STUDENT+ORIENTATION+VIDEO+ASSESSMENT+OPTIONS>

For HELP, Visit your classroom Canvas page and click the Help tile! Reach out to someone on the list!