
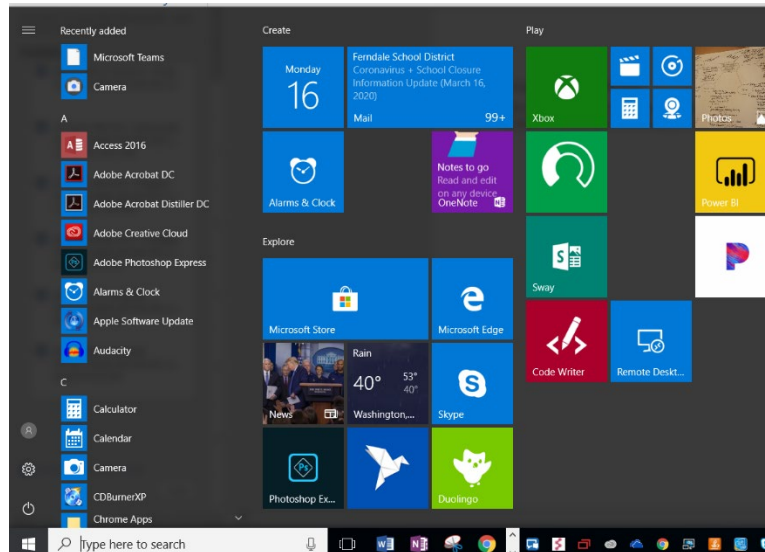
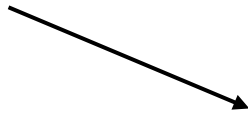


Changing Your Default Browser

All Ferndale School District computers default to the Microsoft Edge browser. To change your default browser to Chrome, click on the windows icon on the lower left corner of the screen.



Click on the Settings icon
(small gear)



Windows Settings

Find a setting



System

Display, notifications, power



Devices

Bluetooth, printers, mouse



Network & Internet

Wi-Fi, airplane mode, VPN



Personalization

Background, lock screen, colors



Apps

Uninstall, defaults, optional features



Accounts

Your accounts, email, sync, work, other people



Time & language

Speech, region, date



Gaming

Game bar, DVR, broadcasting, Game Mode



Ease of Access

Narrator, magnifier, high contrast



Privacy

Location, camera



Update & security

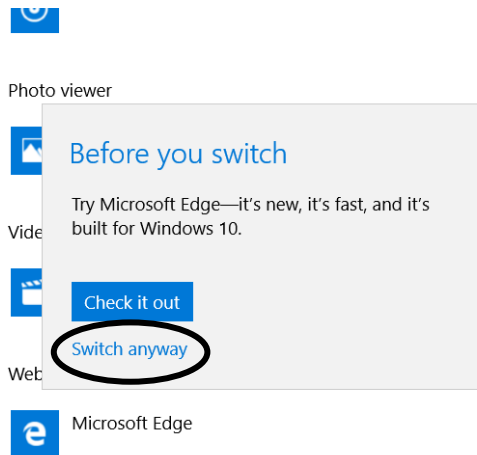
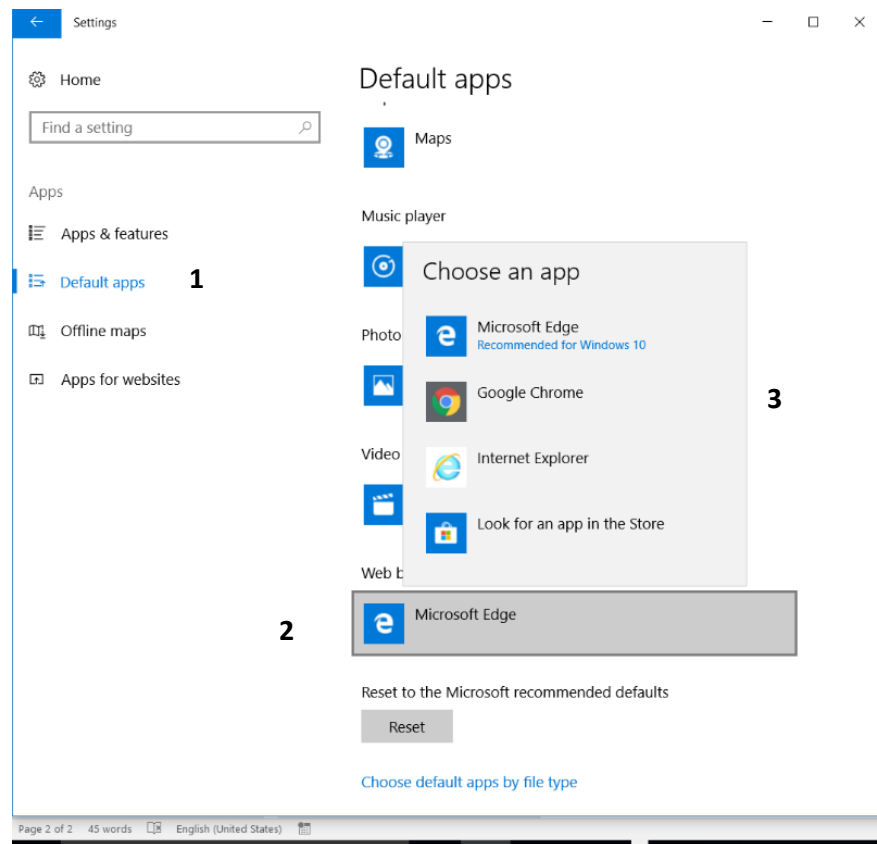
Windows Update, recovery, backup

Click on Apps

1. Click on Default apps

2. Scroll down to Web Browser. Click on Edge

3. Click on Google Chrome



You will receive a pop up box for confirmation. Click on "Switch Anyway".

Your default browser will now be set to Google Chrome.