

BOND UPDATE #177

10.14.22

1. Work on the FHS campus has continued to progress during the past week. Some of the highlights are outlined below:

Auxiliary Gym and Kitchen

- Bleachers have been installed in the Auxiliary Gym and crews are nearly ready to do the final floor finish.
- Framing work in the Kitchen Area is now finished, so the electricians, plumbers and walk-in cooler installers are all busy working on their items. Sheetrock work should be able to start over the next couple weeks.

Academic Wing & Commons

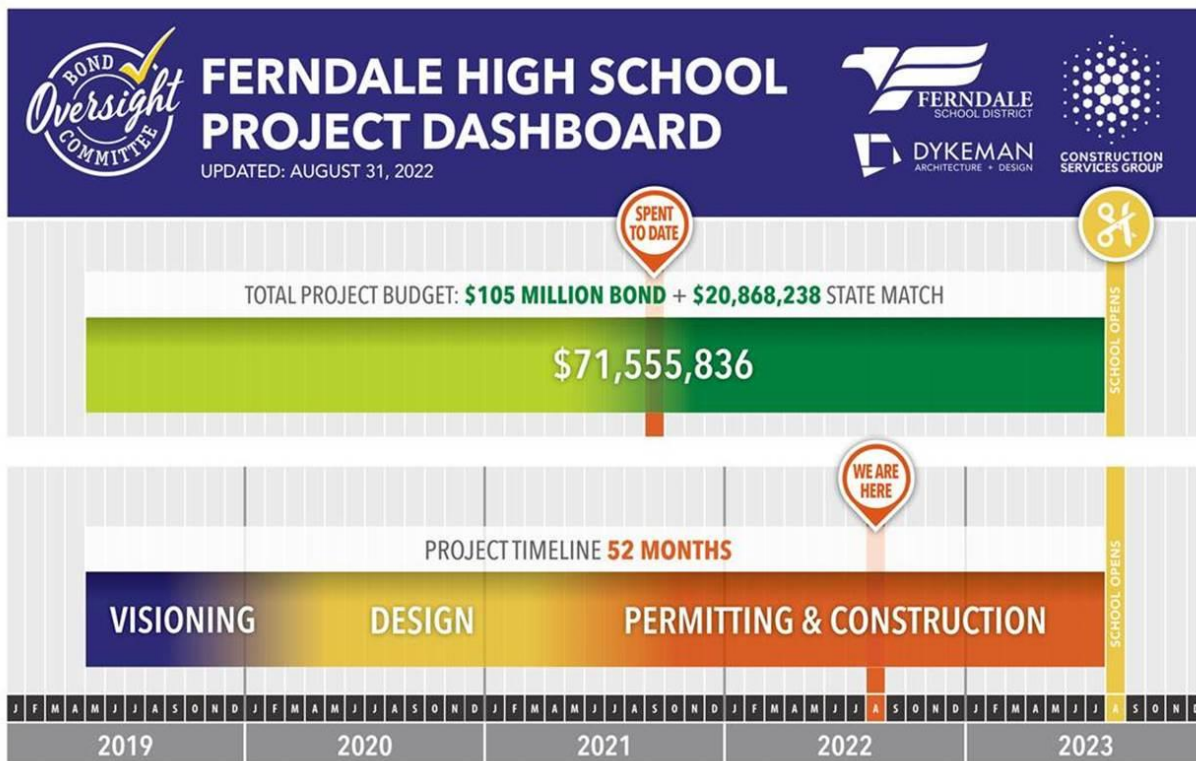
- The first floor is now completely into the final finishes:
 - The corridor floors' grind and polish is close to complete. Those crews will start the same work on the second floor soon.
 - Work on the final door hardware, and door painting, is ongoing and should wrap up before the end of the month.
 - The Culinary Arts area should have the final ceiling tiles installed over the next week, which will allow the flooring to get started.
- The second floor has crews working on finishes that need to be completed prior to final flooring work starting in a couple of weeks:
 - Ceiling tile installation work is very close to completion.
 - Crews will start grinding and polishing the corridor floors next week.
- The third floor is seeing the following activities:
 - The final cabinets are being installed. This work should be finished around the end of next week.
 - Light fixture installation is very close to completion.
 - Ceiling final cover inspections occurred this week, allowing for the final ceiling tile installation to begin next week.

CTE Village

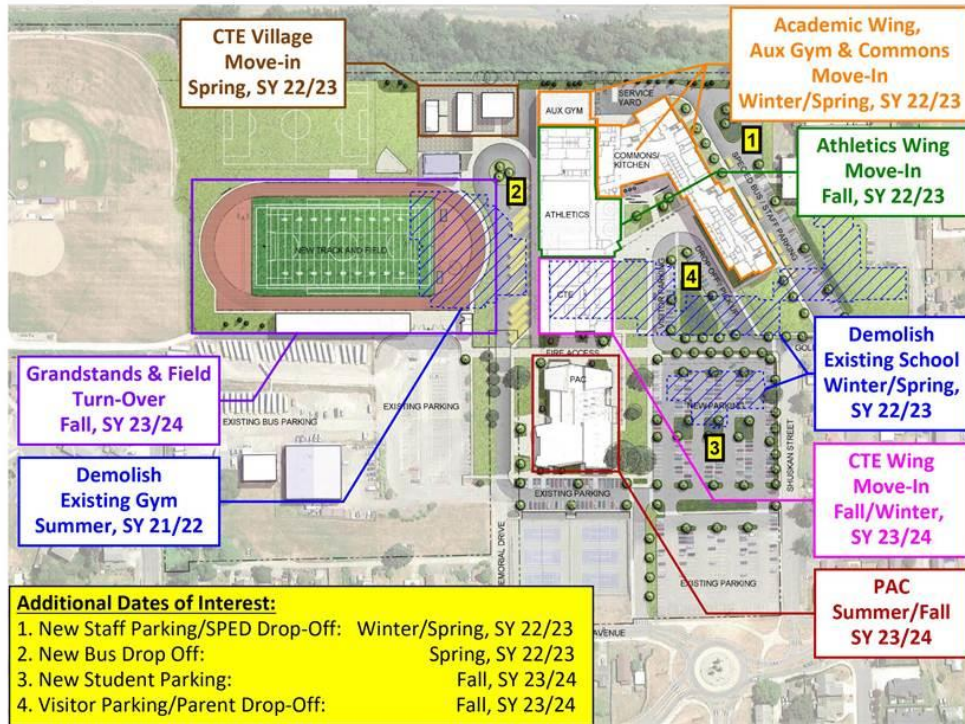
- The Agriculture Science Building is very close to having its heating equipment installation finished.
- Crews are almost finished installing siding on the Aquaculture Building. Exterior doors and windows are also being installed.
- Crews will start installing heating equipment in the Aquaculture Building next week.

Site Work

- Asphalt has now been laid in the bus loop to the north of the building, the parking area to the south, and the service yard to the east. Later, an additional layer of asphalt will be laid over the top to create a brand-new-looking parking lot when the project is finished.
2. At the end of this week's update, you will find several photos of the Ferndale High School site with captions. You can also find more photos on the district website – including daytime pictures of construction taken every two hours, every day – at the following link: [Bond 2019 - Ferndale School District \(ferndalesd.org\)](https://ferndalesd.org/Bond2019)
 3. Below is the FHS project timeline as of August 31. It shows how much of our bond funding we have spent so far and how far along we are in building the new campus.



4. Below is a map showing the various components of the new FHS campus and when they'll be completed.






Bleacher installation in the Auxiliary Gym



Walk-in cooler installation in the Kitchen Area



Grinding and polishing of the corridor floors on the Academic Wing's first floor



Exterior finishes on the Agricultural Building are just about complete



Asphalt being laid in the new bus loop north of the new gym